

# COVID-19 Response Toolkit for New Mexico's Public Schools

*The release of this updated toolkit replaces and supersedes the previously released Toolkit*

## REPORTING

Notify New Mexico Public Education Department (NMPED) as soon as a confirmed case of COVID-19 is detected

If the case is a **staff member**, also report to the New Mexico Environment Department (NMENV) within 4 hours of notification by one of these methods:

- » EMAIL [NMENV-OSHA@state.nm.us](mailto:NMENV-OSHA@state.nm.us)
- » CALL 505-476-8700
- » FAX 505-476-8734

## PREVENTION

- **Maintain physical distance** (6 feet). This is very important in preventing the spread of COVID-19.
- **Wear a face mask at all times** except when eating or drinking or resting (sleeping).
- **Wash your hands often with soap and water.** If soap and water are not available, use a hand sanitizer that contains at least 60% alcohol.
- **Clean and sanitize daily.** Focus on high-touch surfaces and areas where multiple cohorts of students gather.

## TRANSMISSION

**The virus spreads from person-to-person primarily:**

- Between people who are in close contact with one another (within 6 feet for 15 minutes or more in a 24 hour period).
- Through respiratory droplets produced when an infected person coughs, sneezes, or talks.
- When droplets land in the mouths or noses, or are inhaled into the lungs, of people who are nearby.
- By symptomatic and asymptomatic individuals.
- By people touching a contaminated surface or object and then touching their mouths, noses, or eyes.

## INCUBATION

Individuals generally become ill between 2 and 14 days after exposure.

Please note that while Bureau of Indian Education schools may use NMPED's Rapid Response protocols, this Toolkit does not apply to them.

# Table of Contents

Definitions .....	3
Preparation and Response.....	4
Communication.....	5
Rapid Response to a COVID-19 Case in a School Facility.....	6
What to Report.....	7
Guidance for School Closures.....	9
School Staff & Student Decision Tree.....	10
Acute vs. Chronic COVID Symptoms in Schools .....	11
Face Coverings and Other Personal Protective Equipment .....	12
Surveillance Testing.....	16
Air Filtration.....	17
Guidance for In-Person School Reentry.....	18
Procedural Considerations.....	21
COVID-Safe Practices for Youth Sports & Programs.....	23
 <b>SUPPLEMENTARY RESOURCES</b>	
School Safety Plan Checklist for COVID-19 Preparation and Response .....	24
School Health Advocates Contact List.....	25
Template for Notification of Positive Case to School Community.....	26

**Updates to this Toolkit from the previously published version on March 25, 2021 include:**

- Change to the close contact definition to align with current Department of Health guidance
- Guidance on reporting positive cases at interscholastic events
- Guidance on managing individuals with COVID-19 like symptoms on campus
- Removal of the 90-day limitation on close contact exemption for those fully vaccinated
- Addition of vaccination information on the reporting form
- Guidance for student testing programs
- Addition of school-based BinaxNOW testing options for surveillance programs
- Update to singing and playing wind instruments to allow for groups to play indoors
- Update to the School Health Advocate contact information

# Definitions

**Asymptomatic Confirmed Case:** A person who has tested positive for COVID-19 by laboratory testing but did not experience any symptoms of illness within 10 days of the test.

**Close Contact:** Someone who:

- Over a 24-hour period, has a cumulative exposure of fifteen minutes or longer within six feet of a confirmed COVID-19 case with or without a face covering, or
- Was in the same class or cohort as a confirmed COVID-19 case in a school, or
- Was on the same bus as a confirmed COVID-19 case.

**Confirmed Case:** A person who has tested positive for COVID-19 by laboratory testing.\*

\*Confirmatory laboratory tests include Polymerase Chain Reaction (PCR) or antigen tests from respiratory or oral specimens.

**Cohorting:** The practice of keeping groups of students, and staff together over the course of the school day with the goal of limiting exposures to only those within the same cohort. This practice may help reduce the spread of COVID-19 by:

- Limiting exposure to an individual with COVID-19 to one particular cohort and not posing a broad risk to the rest of the school.
- Reducing contact with shared surfaces.
- Facilitating more efficient contact tracing in the event of a positive case.
- Allowing for targeted quarantine, testing, and/or isolation of a single cohort, instead of school-wide measures in the event of a positive case or cluster.

**Contact Tracing Process:** Contact tracing is the process of reaching out to individuals who have been exposed to a confirmed case of the virus in order to ensure they take the necessary precautions and receive any needed testing.

**COVID-like Symptoms:** Fever, chills, cough, shortness of breath or difficulty breathing, fatigue, muscle or body aches, headache, new loss of smell or taste, sore throat, congestion or runny nose, nausea or vomiting, and diarrhea. [See additional information from the Centers for Disease Control \(CDC\).](#)

**Infectious Period:** Time during which an infected person is contagious and most likely to spread disease to others. If students, staff, contractors or volunteers were at school during their infectious period, all of their close contacts must be identified and quarantined.

- For a confirmed symptomatic COVID-19 case, the infectious period starts two days prior to the illness onset date and continues 10 days after illness onset AND until patient is fever-free for 24 hours without the use of fever-reducing medications AND symptoms have improved.
- For a confirmed symptomatic COVID-19 case with severe illness or severe immunosuppression, the infectious period starts two days prior to illness onset date and extends to 20 days after illness onset date AND until patient is fever-free for 24 hours without the use of fever-reducing medications AND symptoms have improved.

- For a confirmed asymptomatic COVID-19 case, the infectious period starts two days prior to the specimen collection date and continues for 10 days after.
- If a confirmed asymptomatic COVID-19 case has severe immunosuppression, the infectious period starts two days prior to the specimen collection date and continues 20 days after.

**Isolation:** The act of keeping someone who is sick or who tested positive for COVID-19 away from others by staying home from school, work, and other activities while infectious.

- Isolation should last at least 10 days after the onset of symptoms, and until fever-free for 24 hours without the use of fever-reducing medications, and experiencing improvement of symptoms.
- For people who never had symptoms, the isolation period is 10 days after the date their first positive test was collected.
- If someone has a severe illness or severe immunosuppression, the isolation period should be extended to 20 days.
- A negative test is not required to determine when to end the isolation period. Nor does a negative test end the isolation period. When in doubt, the New Mexico Department of Health should be consulted.

**Quarantine:** Keeping individuals who were in close contact with someone who has COVID-19 away from others. Close contacts with a confirmed case of COVID-19, should stay home from school, work, and other activities for 10 days following their last exposure. Exposed contacts should be tested for the novel coronavirus (SARS-CoV-2) no sooner than three days, ideally between seven and 10 days, following the last exposure to a confirmed case. If the close contact has a positive result, isolation should be implemented as described above.

For the first 90 days after a positive PCR or school-based BinaxNOW test, individuals who have had COVID-19 infections and who have completed their self-isolation periods, do not need to quarantine if they are a close contact of a COVID-19 infectious person.

Individuals who are fully vaccinated against COVID-19 and who have had close contact with a COVID-19 infectious individual are not required to quarantine if they meet the following criteria:

- Are fully vaccinated (i.e.,  $\geq 2$  weeks following receipt of the second dose in a 2-dose series, or  $\geq 2$  weeks following receipt of one dose of a single-dose vaccine)
- Have remained asymptomatic since the current COVID-19 exposure

**Severe Illness:** Indicated by hospitalization in an intensive care unit with or without mechanical ventilation.

**Severe Immunosuppression:** Severe suppression of immune response of an individual includes being on chemotherapy for cancer, untreated HIV infection with CD4 T lymphocyte count  $<200$ , combined primary immunodeficiency disorder, and receipt of prednisone  $>20$  mg/day for more than 14 days.

- Other factors such as advanced age, diabetes mellitus, or end-stage renal disease, may pose a much lower degree of immunocompromise and not clearly affect decisions about duration of isolation.

# COVID-19 Preparation and Response for Schools

## District Planning and Response Team

### Assemble a COVID-19 District Planning & Response Team

1. Team Lead/Point Person
2. Leader & Deputies
3. Head Nurse
4. HR Director
5. Head of Operations & Facilities
6. Head of Security
7. Principals
8. An Educator (designated by the Union if educators are represented)
9. A Staff/Facilities Employee (designated by the Union if educators are represented)

### At Each School. Prepare & Plan

Prepare a duty list and designate a backup for each team member.

Identify an isolation area for ill students or staff.

Plan for student pick up when one large area or the entire building needs to be evacuated at once:

1. Pick up of students
2. Sending staff home
3. Who stays last?
4. Will buses be used?

Plan for when a student cannot be picked up immediately.


### Responsibilities of the School COVID-19 Point of Contact

Collect and maintain all information about who is in each building:

1. Staff rosters including cell phone numbers
2. On-site contractor rosters
3. Classroom and cohort rosters
4. Class schedules
5. After school program rosters
6. Real-time sign-in sheets/visitor rosters
7. Real-time student attendance data from school administrators
8. Bus route rosters
9. Each student's emergency contacts authorized to pick up, authorized medical care, and household member information, etc.
10. Up-to-date student addresses

Have key contact information on hand for state agencies who can answer questions:

- » NMPED hotline for reporting all cases
- » NMENV/OSHA for recording staff cases: 505-476-8700
- » NMDOH COVID hotline for general questions: 1-855-600-3453
- » School Health Advocates contact information



# Communication for Schools

## COVID-19 Point Person

Each school must identify a COVID-19 Point Person to liaise with the New Mexico Public Education Department (NMPED) Rapid Response Team. For many schools, the school nurse may be well-suited to serve in this role. In the event of a confirmed positive case in the school, the point person must be prepared to:

- Effectively communicate with NMPED and other state officials conducting case investigations;
- Provide classroom rosters and bus rosters that list all riding students and the buses they ride, and after school program lists for all participating students that include location and program sponsor;
- Provide up-to-date contact information for each student at the school;
- Identify close contacts of confirmed cases; and
- Ensure close contacts do not return to school until the appropriate isolation or quarantine period has passed.

Please provide the name and contact information of the designated Point Person to NMPED in this [online spreadsheet](#). You may appoint one point person for all of your schools. However, please assign a back-up Point Person in the event that your Point Person is absent or ill.

## Communication with Families

Communication regarding positive cases should be handled in a timely and thoughtful manner. Every effort should be made to maintain confidentiality of the infected individual. Within four hours of the school being notified of a positive case, the close contacts (**see page 3 for the definition**) should be notified by the school of the requirement to quarantine for 10 days from the last exposure. Students and staff identified as close contacts are highly encouraged to be tested. Within four hours of the initial notification of the positive case, schools must also notify families

and staff that a positive case has been identified at the school site. Please use the language contained in the **Notification Letter Template** for school communications regarding positive cases. **Notification of the school community is only required if the positive case was on campus while infectious.**

Please see the **Staff & Student Individual Decision Tree** and the **Quarantine Decision Tree** for additional information.

## Confidentiality Considerations

An individual's right to privacy should always be considered. In sharing information with students, families, and staff members, report the fact that an individual in the school has been determined to have COVID-19, rather than specifically identifying the student or staff member who is infected.

However, in relation to the sharing of information with NMPED Rapid Response members or NMDOH School Health Advocates, the Federal Education Rights and Privacy Act (FERPA) permits non-consensual disclosures of Personally Identifiable Information (PII) from students' education records under the health or safety emergency exception to "appropriate parties" (such as public health officials) whose knowledge of the information is necessary to protect the health or safety of students or other individuals. Additional information regarding FERPA and COVID-19 may be found in the [U.S. Department of Education's FERPA & Coronavirus Disease 2019 \(COVID-19\) Frequently Asked Questions \(FAQs\)](#).



# Rapid Response to a COVID-19 Case in an School Facility

## RESOURCES:

- **NMPED Hotline:** 505-476-5825 (7am–10pm M–F; 7am–8pm weekends and holidays)
- [New Mexico Testing Sites](#)
- [COVID-19 Test Results](#) website indicates which NMDOH results tested negative
- [CDC Cleaning and Disinfecting Guidance](#)

## Reporting of a Positive COVID-19 Case is Required

ACTION STEP	RESPONSIBLE	TIMELINE
<p>1. Ensure the positive individual has been isolated and sent home. Inform the positive individual and his/her parents/guardians (if a student), that the positive individual will need to self-isolate for 10 days from the specimen collection leading to the positive test result AND until fever-free for 24 hours without fever reducing medication AND until symptoms are improving.</p>	<p>School Administrator or District/School COVID-19 Point Person</p>	<p>Within 4 hours of notification</p>
<p>2. Report the positive case to NMPED within 4 hours of the school being notified. Be ready to provide information about the positive case.</p>	<p>School Administrator or District/School COVID-19 Point Person</p>	<p>Within 4 hours of notification</p>
<p>3. If a staff member, also report the positive case within 4 hours to <b>NMENV at 505-476-8700</b>.</p>	<p>School Administrator or District/School COVID-19 Point Person</p>	<p>Within 4 hours of notification</p>
<p>4. Shut down impacted facilities/classrooms for 24 hours and perform enhanced cleaning, sanitizing, and disinfecting of facilities in accordance with CDC guidance.</p>	<p>School Administrator or District/School COVID-19 Point Person</p>	<p>Within 6 hours of notification</p>
<p>5. Provide <a href="#">COVID-19 Positive Case Letter</a> to all staff and families in appropriate languages and on district/school letterhead. If the positive individual was not at school from two days prior to symptom onset (or if asymptomatic, two days before the specimen leading to the positive test result was collected) through the isolation period, there is not a school exposure and there is no need to notify the school community.</p>	<p>School Administrator</p>	<p>Within 6 hours of notification</p>
<p>6. Call your regional School Health Advocate for any guidance needed regarding testing, cleaning, closure, etc. See the <a href="#">School Health Advocate Contact List</a> on page 25 and <a href="#">Guidance for Closures</a> on page 9.</p>	<p>School Administrator or District/School COVID-19 Point Person</p>	<p>No time requirement</p>

# What to Report for Schools

## Report all positive cases of COVID-19 to NMPED within 4 hours of notification.

- Any laboratory-confirmed case of COVID-19, **staff or student**, should be reported to NMPED between 7am and 10pm. Be ready to answer the questions about the positive case and close contacts.
- If the case is a **staff member**, also report to NMENV within 4 hours of notification by one of these methods:
  - » EMAIL [NMENV-OSHA@state.nm.us](mailto:NMENV-OSHA@state.nm.us)
  - » CALL 505-476-8700
  - » FAX 505-476-8734

Each district or school's COVID-19 Point Person must report positive cases of COVID-19 to NMPED for any student, staff, or contractor and NMENV (only if a staff member).

When your district or school's COVID-19 Point Person goes to the [Rapid Response Submission website](#) or calls NMPED, the Point Person will provide information about the positive case, such as name, date of birth as well as contact information for the point person. The Point Person will also be required to call NMENV if the positive case is an employee.

Your district or school's COVID-19 Point Person needs the information below to complete the NMPED report.

## Incident Report Information:

1. Name and address of the school or district site that the infected person physically occupied
2. Date employer was notified of the positive test(s)
3. Last date each positive employee or student was at the school or district site
4. Date each positive employee/student began self-isolation
5. Name, email, and cell phone number of Principal or Director
6. Number of staff/contractors and all other persons who were in the building on the date of positive case notification
7. Number of students who were in the building on the date of positive case notification
8. Type of School: Public, Charter, State-supported, Bureau of Indian Education (BIE), or Private.
9. Role of the positive individual (for example: student, teacher, school administrator, food service, custodial, bus driver, counselor, librarian, school nurse, educational assistant, administrator, secretary)
10. If a student, the grade the positive student is in
11. If a student, was the student on campus for athletics
12. STARS ID#, if positive individual is a student



13. If a staff member, why was staff member on campus?
14. Home mailing address of the positive individual
15. Email address of the positive individual (or parent)
16. Phone number of the positive individual (or parent)
17. Have you notified NMENV for employee cases?
18. What date were families notified of the positive case? If they have not been notified yet, what date will they be notified? Please feel free to use the **Positive Case Letter template** provided on page 23 of this Toolkit, printed on your school/district letterhead (also available in Spanish).
19. On what date were staff notified of the positive case? If they have not been notified yet, what date will they be notified? Please feel free to use the Positive Case Letter template provided in this Toolkit, printed on your school/district letterhead (also available in Spanish).
20. What type of reentry model was the district or school in when notified of the positive case? (For example: Full Reentry; Hybrid (ES), (ES, MS), (ES, MS, HS) or Small Groups of PreK–3, and/or Students with Disabilities only)
21. Which parts of the school site or building have you closed or will you close? (classroom, wing, school, cafeteria)
22. Is the case related to an earlier case at your school that you know of?
23. If the case is related to an earlier case, on what date was the school notified of the earlier case?
24. How many individuals are in the cohort of the positive case?
25. How many student close contacts were identified?
26. How many staff close contacts were identified?
27. On what date did the school or impacted area reopen?
28. How long was the school (fully or partially) closed?
29. Has the case received one or more vaccine shots? If so, when and which one?

A “close contact” in a school is defined as:

- All students and staff who were in the same classroom as the infected individual;
- All students and staff who were on the same bus as the infected individual;
- All students and staff who came within six feet of the infected individual (even while wearing a mask) for a cumulative total of 15 minutes over a 24-hour period.

**Important Final Step:** Check to see if the confirmed positive individual resides with any other district students or employees—for example, siblings or household members of a confirmed positive student who attend other schools, or students who are the children of employees or contractors at the district/school. If so, share confirmed positive case information among the appropriate schools through their COVID-19 Points of Contact so that impacted students and staff are quarantined.

**Important Note:** If you are notified that a household member of a student or staff member is infected with COVID-19, the students or staff members who reside in the same household of this confirmed case must quarantine.

They should quarantine for 10 days from the last date of contact with the infected individual or, if continuously exposed, 10 days from the last date on which the infected case is likely to have been infectious (10 days after symptom onset, or 10 days from specimen collection leading to positive test result) and the household members, are encouraged to get tested for COVID-19.





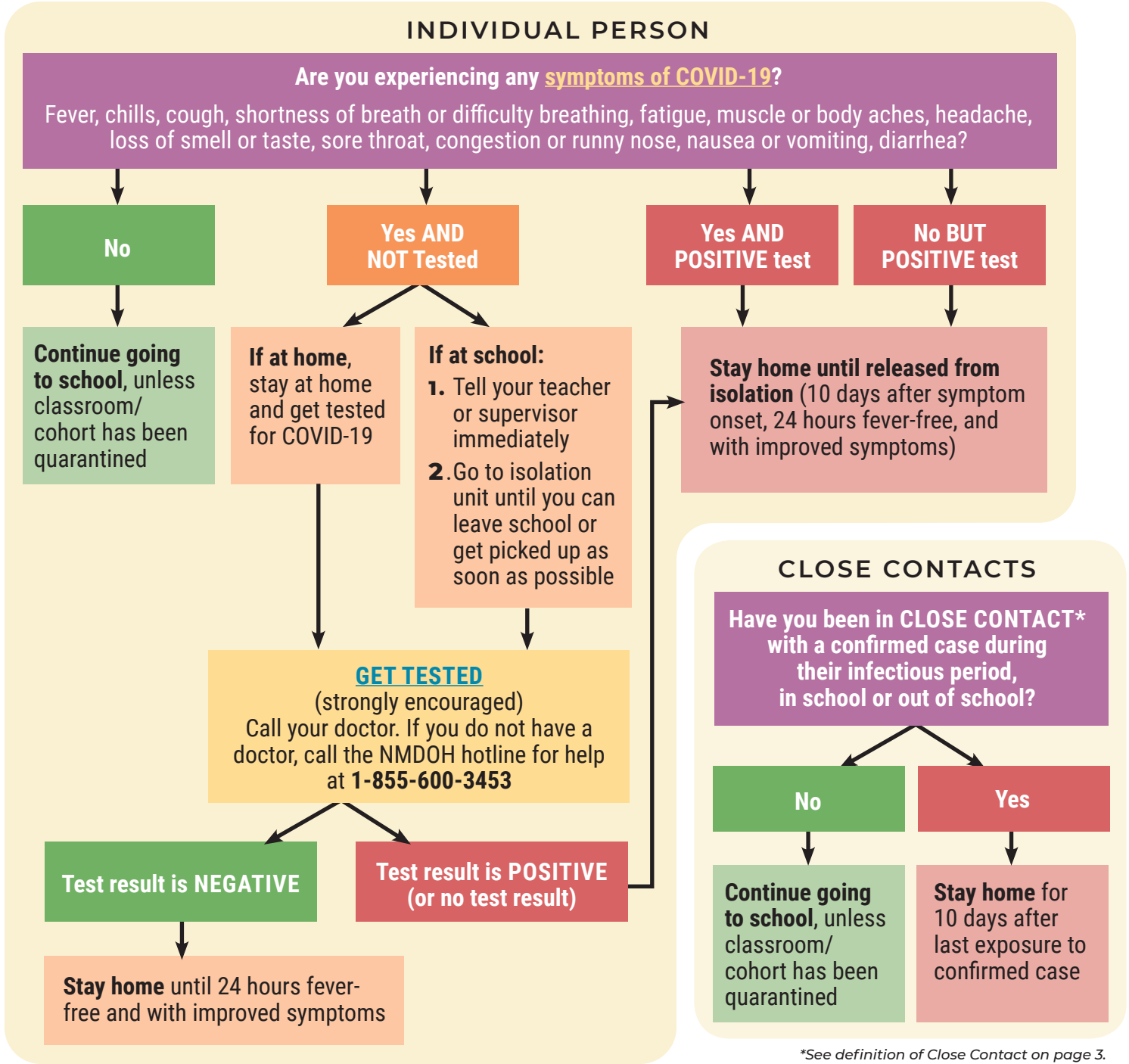
# Guidance for School Closures

Consult with the NMPED Rapid Response Team and your School Health Advocate to determine which areas, if any, to close.

COVID SITUATION	DURING INVESTIGATION	POST INVESTIGATION
<p>One or more confirmed cases within the same classroom.</p>	<ul style="list-style-type: none"> <li>• Close off areas used by the COVID-19 infectious individual.</li> <li>• Wait 24 hours before cleaning/disinfecting.</li> <li>• Clean and disinfect all areas used by the COVID-19 infectious individual, such as classrooms, offices, bathrooms, and common areas.</li> <li>• Open outside doors and windows to increase air circulation in the area as safe to do.</li> </ul>	<ul style="list-style-type: none"> <li>• Once area has been appropriately disinfected, it can be opened for use.</li> <li>• Students and staff in close contact with positive case quarantine for 10 days; testing is highly recommended.</li> <li>• School/district sends out <b>Positive Case Letter</b> on appropriate letterhead to staff and students using the provided template in this Toolkit.</li> </ul>
<p>At least 2 cases within 14 days of each other.</p>	<ul style="list-style-type: none"> <li>• Close affected rooms/wing.</li> <li>• Follow same procedures as above.</li> </ul>	<p>Follow same procedures as above.</p>
<p>Considerations for siblings and household members: If an individual (student or staff) tests positive, all of their household members should quarantine during the positive individuals isolation period and for an additional 10 days afterwards. It is also recommended they are tested for COVID-19.</p>	<ul style="list-style-type: none"> <li>• Close the room of the positive individual.</li> <li>• Follow same procedures as above.</li> <li>• If siblings or household members test positive, their classrooms will need to be closed and their close contacts will need to be quarantined.</li> <li>• If siblings or household members test negative, there is no need to close their classrooms or quarantine. However, the siblings and household members still need to quarantine.</li> </ul>	<p>Follow same procedures as above.</p>

# School Staff and Student Decision Tree

The following decision tree was created for families, students, and staff to better understand the steps that should be taken if an individual develops symptoms. Testing of close contacts (strongly encouraged) should happen 7–10 days into quarantine, or at onset of symptoms. A negative test for a close contact of a COVID-19 positive individual does not end the quarantine period.



**Symptoms in a Recovered Individual:** If a person is positive for COVID-19, completes their self-isolation, recovers, and then develops new COVID-like symptoms within 90 days of their first infection, they should stay home until fever-free for at least 24 hours without fever-reducing medication and with improvement in symptoms. They may consider consulting their healthcare provider for additional guidance. If a person who was positive for COVID-19 more than 90 days ago develops new COVID-like symptoms, they should follow the same guidance as for someone who was never previously a case.

# Acute vs. Chronic COVID Symptoms in Schools

## Acute Symptoms

Students or school staff with no known exposure to COVID-19 and with new onset (acute) COVID-19 symptoms, such as headache, runny nose, diarrhea, etc., should be sent home to self-isolate.

Staff and students are encouraged to get tested and should remain in isolation until the results are available. A negative test result will discontinue the isolation and the student or staff member may be allowed to return to school provided that the symptoms do not interfere with the ability to work at school. **If a symptomatic person has had a known exposure to COVID-19, they must quarantine for the full 10 days regardless of a negative test.**

## Chronic Symptoms:

Students with chronic, mild non-specific COVID-19 symptoms should have their symptoms assessed either by a school nurse or primary care provider. If there are no changes in symptoms from the baseline state, students would not need to be tested and may participate in school. If students have a change in symptoms from their baseline as assessed either by a school nurse or a primary care provider, then the students should be tested for COVID-19 and be placed in isolation until the results are available. A negative result will discontinue the isolation. If a student has a change in their baseline state and

the student does not get tested, the student must self-isolate for 10 days and be fever-free without fever reducing medication for 24 hours and have improving symptoms before returning to school.

Staff with allergies, asthma, or other non-infectious chronic disease which may present with mild non-specific COVID-19 symptoms should contact their primary care provider. The primary care provider may furnish the staff member with medical documentation stating that present, non-specific mild symptoms do not differ from the patient's baseline, indicating the individual may return to school without being tested for COVID-19.

Students or staff who have tested negative for COVID-19 in the past two weeks and who have no known exposure to COVID-19, should not be tested again in the presence of chronic symptoms that have not changed in a meaningful way during that interval. If those symptoms were to change from their baseline, then the student or staff should begin home isolation.

Students and staff with mild, chronic conditions, such as asthma or allergies, and who receive a negative BinaxNOW COVID-19 antigen test, are not required to self-isolate and may participate in school and extra-curricular activities until such time as the individual has a positive COVID-19 test or has a change in symptoms. A note from a primary care provider is not required for reentry in such cases.

## If I develop symptoms after vaccination, should I isolate myself and get tested for COVID-19?

Individuals who develop symptoms after vaccination may be unsure if their symptoms are related to the vaccination or if they are infected with the SARS-CoV-2 virus. The following approach should be utilized to determine next steps when post-vaccination symptoms occur and get better within three days of vaccination.

PRESENCE OF ANY SYMPTOMS AFTER VACCINATION	SUGGESTED APPROACH
Injection site pain, swelling, and/or redness	These symptoms are consistent with the COVID-19 vaccination. Self-isolation is not recommended.
Cough, shortness of breath, runny nose, sore throat, and/or loss of taste or smell	These symptoms are unlikely to be from the COVID-19 vaccination. Self-isolate immediately and get tested for COVID-19.
Fever (100.0°F or higher), fatigue, headache, chills, myalgia, and/or arthralgia	<p>These symptoms are consistent with post-vaccination, SARS-CoV-2 infection, or another infectious pathogen.</p> <p>Self-isolate until all of the following conditions have been met:</p> <ul style="list-style-type: none"> <li>• Feel well enough to perform normal activities, AND</li> <li>• Fever has resolved, AND</li> <li>• No additional symptoms are experienced (i.e. do not have other signs of COVID-19, including cough, shortness of breath, sore throat, and/or change in smell or taste)</li> </ul> <p>Self-isolate and get tested for COVID-19* if symptoms are not improving or persist for more than three days.</p>

\*Positive viral (nucleic acid or antigen) tests for SARS-CoV-2, if performed, should not be attributed to the COVID-19 vaccine, as vaccination does not influence the results of these test.

# Face Coverings and Other Personal Protective Equipment for Schools

In accordance with the [New Mexico Department of Health Public Health Order](#), all people must wear a face mask while at school, during school-sponsored activities, and on school transportation. Limited exceptions are described below.

## Face Masks

### Reasons for Wearing Face Masks

[Centers for Disease Control](#) (CDC) calls on Americans to [wear face masks to slow and stop the spread of COVID-19](#). Wearing face masks slows the spread of COVID-19 by reducing the distribution of respiratory droplets by the wearer. The Public Health order requires mask-wearing for all people, including asymptomatic or pre-symptomatic people who are around other people, because they don't know they have the virus. The most important function of masks is source control. When there is universal mask-wearing, people protect each other from getting the virus. Universal mask-wearing, coupled with social distancing, hygiene practices, and other transmission-reducing practices, are critical for reducing the contagion rate of COVID-19

### Face Mask Criteria

Face masks must cover the mouth and nose and fit snugly against the sides of the face in order to contain respiratory droplets. **The types of allowable face masks include:**

1. [Face masks made of two or more layers of cloth.](#)
2. [Face masks with a clear plastic window.](#)
3. Surgical, procedural, [N95 or KN95 face masks](#) that are approved by the federal Food and Drug Administration (FDA) for use by staff performing medical duties or similar close contact assignments.

The following face coverings are NOT substitutes for face masks:

- [Masks that have exhalation valves or vents](#)
- [Bandanas](#)
- Scarves
- [Neck gaiters](#) (also known as a neck fleece)
- Face shields (see further discussion below)

According to the CDC, [masks that have exhalation valves or vents cannot be used because they allow respiratory droplets to be expelled](#). Therefore, masks with exhalation valves or vents do not prevent the person wearing the mask from transmitting COVID-19 to others.

In addition, based on research that has emerged regarding the relative effectiveness of different types of materials and designs, bandanas, scarves, and neck gaiters are not permitted as substitutes for face masks because they are significantly less effective at containing the droplets that are expelled when a person speaks, sings, coughs, sneezes, etc.

Finally, the CDC states that “it is not known what level of protection a face shield provides to people nearby from the spray of respiratory droplets from the wearer. There is currently not enough evidence to support the effectiveness of face shields for source control. Therefore, [the CDC does not currently recommend use of face shields as a substitute for masks.](#)”

Any district or school that has purchased these materials should contact NMPED as soon as possible to pursue alternative options.



## Using Face Masks

### Wearing the Face Mask Correctly

- Wash your hands before putting on your mask.
- Put it over your nose and mouth and secure it under your chin.
- Try to fit it snugly against the sides of your face.
- Make sure you can breathe easily.
- Don't put the mask around your neck or up on your forehead.
- Don't touch the mask while it's on your face unless removing it to eat or drink, and, if you do, wash your hands or use hand sanitizer to disinfect before touching your mask.



### Washing Cloth Face Masks

- Ideally, a cloth face mask should be washed and dried after each use (after a day at school).
- Masks may be washed in a washing machine or by hand. Optimally, the face mask is dried in a dryer at the hottest setting or is dried outside with sunlight.

### Keeping Face Masks on During the Day

Face masks must be worn all day while on school campuses, at school-sponsored events and on school transportation. The only time the face mask may be off is while eating and drinking during allowed times. Schools may provide supervised mask breaks for small groups of students outdoors, while maintaining more than 6 feet social distancing between individuals.

If a student removes the face mask and refuses to wear the mask during other times, then the student will have to be picked up from school and taken home. While waiting for pick up, the student should be supervised and quarantined from other students. Local school district and charter school policies should set forth the number of times a student may remove a face mask and receive a warning prior to being sent home.

## Limited Exceptions to Wearing Face Masks

There are very limited circumstances under which a face mask cannot be worn. According to [CDC guidance](#), the following individuals should not wear a face covering: children under age two, or anyone who has trouble breathing, is unconscious, incapacitated or otherwise unable to remove the mask without assistance. In these cases, fully remote learning is the best option to keep the student safe, as well as other students, staff, and the greater school community.

When wearing a face mask would obstruct breathing or exacerbate another medical condition for a student, then the student should be seen by a healthcare provider to discuss whether it is safe for the student to be in school during the public health emergency. [American Lung Association Chief Medical Officer Dr. Albert Rizzo](#) states that “cases of exemption are very few and far between,” and “people with supplemental oxygen or compromised respiratory status which become short of breath even when walking might meet [CDC] criteria, which in that case, going out in public is a health risk to the person.” For these students, fully remote learning is the safest option.

For students who cannot wear a face mask and have an Individualized Education Plan (IEP) or a 504 Plan, the IEP team or 504 committee should meet to make a determination about possible accommodations based on the totality of needs, including the student's needs and the community's public health needs. In most cases, the IEP team or 504 committee should consider fully remote learning as the appropriate accommodation. In other cases, such as when the student has a breathing obstruction or other severe medical condition that would be exacerbated by mask-wearing, the IEP team or 504 committee may determine whether a face shield could be substituted for a face mask after receiving medical documentation that would support such a determination. In the event the IEP team or 504 committee allows a face shield to be substituted for a face mask, the face shield

must be hooded, or start at the forehead, and wrap around the face from ear to ear and extend to the chin. In extreme cases when a face mask or a face shield cannot safely be worn, the IEP team or 504 committee shall convene to review medical documentation and consider whether individualized accommodations would allow the student to receive in-person instruction in such a way that staff and other students are kept safe. Additional personal protective equipment (PPE) for the student, other students in proximity to the student, and the staff serving the student should be considered.

When a student with an IEP or 504 Plan cannot wear a face mask due to a behavioral issue, then the IEP team or 504 committee should convene to develop a fully remote learning option and a plan for teaching the student to wear a face covering so the student may return to in-person learning as soon as possible.

When convening the IEP team or 504 committee to consider remote learning, face shields or other individualized accommodations, please meet with your legal counsel and Special Education Director or 504 coordinator to ensure that all state and federal laws are followed, including the Individuals with Disabilities Education Act (IDEA), the Rehabilitation Act of 1973, the Americans with Disabilities Act (ADA), and the New Mexico Human Rights Act, Section 28-1-1 NMSA 1978 et seq. In addition, please convene appropriate school staff to explore all options to include the student in whatever activities are feasible, including outdoor learning, in a safe manner to the greatest extent possible while minimizing and mitigating risks and making other possible accommodations.

Students who do not have and are not eligible for an IEP or 504 Plan must wear a face mask in order to attend school in-person. The alternative is fully remote learning.

## Face Masks and Staff

[According to the Equal Employment Opportunity Commission of the U.S. Department of Labor, wearing a face mask is considered a lawful condition of employment.](#) When wearing a face mask would exacerbate a breathing obstruction or another severe medical condition for the staff member, the staff member may provide medical documentation to support a request for alternate work as a reasonable accommodation if feasible.

Staff who work with students not wearing a face mask due to the circumstances described above should wear a medical mask or face shield in addition to a cloth face mask. For these situations, schools should provide staff with a medical mask (surgical, procedural, [N95, or KN95](#)) and/or other PPE.

Staff who work with students who need to lip read or face read in order to learn should wear a face mask that has a clear plastic window or is made of clear material. Discussion of [clear plastic mask features and where to buy clear plastic masks](#) may be found online. (NMPED does not endorse any particular face mask vendor.)

## Mask-Wearing and the Americans with Disabilities Act

The need for public health and safety must be balanced with requirements under the Americans with Disabilities Act (ADA) to make reasonable accommodations for people with disabilities. Under the ADA, a public accommodation may not be required when it would pose a “direct threat” to the school community. [§ 36.208 \[Direct threat\]](#) of the ADA states as follows:

- a. This part does not require a public accommodation to permit an individual to participate in or benefit from the goods, services, facilities, privileges, advantages and accommodations of that public accommodation when that individual poses a direct threat to the health or safety of others.
- b. In determining whether an individual poses a direct threat to the health or safety of others, a public establishment must make an individualized assessment, based on reasonable judgment that relies on current medical knowledge or on the best available objective evidence, to ascertain: The nature, duration, and severity of the risk; the probability that the potential injury will actually occur; and whether reasonable modifications of policies, practices, or procedures or the provision of auxiliary aids or services will mitigate the risk.

Moreover, a reasonable accommodation also may not be required when it presents an “undue burden”. [§ 36.104 \[Definitions\]](#) of the ADA regulations defines “undue burden” as involving “significant difficulty or expense. In determining whether an action would result in an undue burden, factors to be considered include:

1. The nature and cost of the action needed under this part;
2. The overall financial resources of the site or sites involved in the action; the number of persons employed at the site; the effect on expenses and resources; legitimate safety requirements that are necessary for safe operation, including crime prevention measures; or the impact otherwise of the action upon the operation of the site;
3. The geographic separateness, and the administrative or fiscal relationship of the site or sites in question to any parent corporation or entity; and
4. If applicable, the overall financial resources of any parent corporation or entity; the overall size of the parent corporation or entity with respect to the number of its employees; the number, type, and location of its facilities.

During the COVID-19 public health emergency, all people's health and safety must be considered. To keep people safe by reducing community spread of COVID-19, wearing a face mask is a state mandate and must be enforced in schools. The following reasonable accommodations for students and staff who have a disability that precludes mask-wearing are permitted:

1. Students with an IEP or 504 Plan will have access to fully remote learning as the accommodation that keeps the maximum number of people safe;
2. For students who have a breathing obstruction or other severe medical condition that would be exacerbated by mask-wearing, the IEP or 504 Plan team may consider whether to allow the student to wear a face shield after taking into account whether PPE and other additional precautionary measures could be used to keep everyone in the school community safe. In extreme cases when a face mask or a faceshield cannot safely be worn by a student with an IEP or 504 Plan, the IEP team or 504 committee shall convene to review medical documentation and consider whether individualized accommodations would allow the student to receive in-person instruction in such a way that staff and other students are kept safe;

3. Staff for whom wearing a face mask would exacerbate a breathing obstruction or another severe medical condition may provide medical documentation in support of a request for alternate work as a reasonable accommodation.

Please note that the above discussions of legal considerations do not constitute legal advice and should not be relied upon in any individual case. It is critical that school districts and charter schools seek the advice of human resources staff and legal counsel about specific cases.

## Mask and PPE Supplies Required at Each School

Schools may require families to provide masks for their students. Schools also must have on hand, prior to the start of in-person learning in the hybrid or full reentry operating category, a sufficient quantity of masks for students who have left their masks at home, as well as masks for staff and

PPE for staff whose duties include close contact assignments.<sup>1</sup>

Schools need to have in stock the levels of face masks and PPE itemized in the [Safety Plan Checklist](#).

Each district and charter school needs to identify a single PPE Point Person who will conduct and report weekly inventory of masks and other PPE to the NMPED. The NMPED will provide ongoing training and support for these PPE Point Persons.

<sup>1</sup>A close contact assignment includes any staffing assignment in which a staff member must be within six feet of distance from a student in order to fulfill their duties (such as staff who change student diapers, who change feeding tubes, or who provide services to students with behavioral needs necessitating closer contact).

If a school does not have medical masks and/or face shields on hand for staff with a close contact assignment, the school may still have elementary students return in the hybrid model, but must not require a staff member to perform close contact duties until a medical mask and/or face shield is provided. (Staff must wear the face shield with the face mask.)

# COVID-19 Surveillance Testing in Public Schools



**COVID-19 surveillance testing is required for all schools providing in-person student services, including small-group special education services and athletics.** The purpose of surveillance testing is to detect COVID-19 outbreaks as early as possible by screening asymptomatic individuals. .

NMPED has implemented a weekly surveillance testing requirement for faculty and staff who work at schools. All on-site staff are to participate in the following surveillance testing requirements:

1. Districts and charter schools located within a turquoise county must ensure that 5% of their faculty and staff who work on site get tested every week.
2. Districts and charter schools located within a green or yellow county must ensure that 12.5% of their faculty and staff who work on site get tested every week.
3. Districts and charter schools located within a red county must ensure that 25% of their faculty and staff who work on site get tested every week.

NMPED has a voluntary student testing program goal of testing 1% of in-person students in each school district or charter school on a weekly basis. And, based on emerging national data about COVID-19 transmission in youth activities, the state has a 10% testing weekly goal for individuals participating in extra-curricular activities.

COVID-19 Point Persons will be designated at each public school to identify individuals to be tested, to track testing numbers and to report on a weekly basis.

Staff members selected for testing should provide evidence to the school that their results were received during the assigned week. Districts and charter schools are required to report the number of staff and students tested for COVID-19 each week through the [NMDOH Provider Portal for COVID-19](#).

Access to COVID-19 testing is provided at no cost to the individual. Insurance information will be requested, but deductibles, copayments, or other out-of-pocket charges will not be incurred. Testing also will be provided to people without insurance. If payment is requested for COVID-19 testing, please notify [Ashley Garcia \(ashley.garcia@state.nm.us\)](mailto:ashley.garcia@state.nm.us).

Surveillance testing of school employees and students is to be provided using PCR testing through VAULT, Curative, the Department of Health's Public Health Office testing sites, or through school-based BinaxNOW rapid antigen testing programs.

Testing sites/companies will bill insurance for insured individuals who take the test. Please note that the goal of surveillance testing is to reduce the transmission of cases and that the cost of testing is less than the cost of treatment. Also, please note that Vault testing requires access to UPS shipping.

The testing companies are subject to all HIPAA regulations and must comply with patient privacy laws.

To receive registration links for your school or district, please email [Ashley Garcia](mailto:ashley.garcia@state.nm.us) and [Gregory Frostad \(gregory.frostad2@state.nm.us\)](mailto:gregory.frostad2@state.nm.us) with the number of registration links required.

Asymptomatic individuals who have not been exposed to COVID-19 and who participate in surveillance testing are not required to self-isolate/quarantine from specimen collection until their results arrive. However, asymptomatic individuals who test positive for COVID-19 must self-isolate for 10 days from the date of specimen collection. Individuals who have tested positive for COVID-19 are exempt from surveillance testing for 90 days from when they last tested positive. Individuals who provide evidence of full COVID-19 vaccination are not required to participate in surveillance testing.

Private schools and Bureau of Indian Education schools are encouraged, but not obligated to participate in surveillance testing.



# Air Filtration in Schools

High-quality air filtration is one aspect of a multi-pronged strategy for ensuring healthy school environments. To address issues and concerns surrounding air quality, NMPED will work with each district and school to ensure installation of high-quality air filters. In addition, each district shall have an established and written protocol on inspecting, repairing and providing maintenance on ventilation systems within all school facilities.

Ventilation system upgrades and improvements will increase the delivery of clean air and dilute potential contaminants within each classroom and school facility. The NMPED will be deploying the [American Society of Heating, Refrigerating and Air-Conditioning Engineers \(ASHRAE\) recommendation](#), which states the target level for filtration in schools is minimum efficiency reporting value (MERV) 13 or higher. On average, this will remove 75 percent of particle size of 0.3 to 1.0  $\mu\text{m}$ .

This higher standard of filtration is more effective at removing viral particles from the air. The ASHRAE document linked above provides additional guidance on determining compatibility of various types of HVAC systems with a MERV 13 filter.

NMPED will work with those districts and schools to identify the highest quality compatible filters.

Additionally, districts and schools unable to immediately install MERV 13 or its equivalent must work with their operations staff to take the following actions in accordance with the [guidelines from the CDC](#):

1. Run the central air fan continuously;
2. Open dampers to increase air flow;
3. Open windows and doors (be mindful of possible safety considerations); and
4. Deploy box fans or other portable fans and air purifiers with high air circulation capacity in addition to prioritizing the use of these items in classrooms with higher ventilation needs.

**Please note**, in order for any school to begin classes in the hybrid model, they must meet [NMPED requirements for indoor air quality](#).

## Reopening Facilities

When buildings that have experienced reduced water usage are re-opened, there is a danger of exposure to toxins such as mold, lead and copper. Schools are to follow CDC guidance on facility re-opening, which is available at:

[Guidance for Reopening Buildings After Prolonged Shutdown or Reduced Operation | CDC](#)

# Guidance for In-Person School Reentry

## Seating Charts

For all in-person services, teachers will develop and maintain seating charts that ensure social distancing requirements are maintained and that limit the number of student interactions.

## Large Space Guidance

For common areas and large school spaces, such as hallways, libraries, cafeterias and gymnasias, local decisions will need to be made as to when individuals that share the space are to be considered close contacts of infectious cases. For instance, if students took lunch in the cafeteria and there was an infectious student in the cafeteria, it would not be required that everyone in the cafeteria be considered a close contact by virtue of being in the cafeteria at the same time as the infectious individual. However, everyone that shared the same table would likely be considered a close contact. Because school situations vary greatly, providing a single set of guidelines for common and large spaces and the variety activities that take place in them, is unlikely to be both reasonable and to keep students and staff safe. Local judgement will continue to be required in such instances. Also, six feet for fifteen minutes or more may not always be the best means to determine close contacts in these cases. If Johnny was within 10 feet of an infectious Sally for 25 minutes in a poorly ventilated cafeteria, it is likely prudent to consider that Johnny was a close contact.

## Papers and Shared Texts

Surface transmission of COVID-19 is not thought to be a main driver of transmission, but it can still occur. Previous studies have found that the virus was detectable on paper for 3 hours. As a precaution against transmitting the COVID-19 virus through shared texts, students should wash and/or sanitize their hands before and after using shared texts. As a precaution against transmitting the COVID-19 virus through shared papers, schools may consider having students submit papers directly into a receptacle, where the papers would sit for 3 hours before being touched.

## Student Rest Breaks

Students, including preschool students, who rest or nap at school are not to wear masks during their rest breaks and must maintain social distance. Student mats must be spaced six feet apart and placed head-to-toe. Students must be supervised by adults during rest breaks.

## School Transportation Guidance

NMPED's Transportation Guidance for the 2020–21 School Year provides requirements, considerations, recommendations, and best practices to encourage a safe and successful school year.

### The following are important minimum requirements:

1. All school districts and charter schools shall comply with COVID-19 safe procedures and the [NMPED Reentry Guidance](#).
2. All staff and students must wear face masks.
3. To the greatest extent possible, a maximum of two students may sit together on a bus seat.
4. Schools in hybrid category must take all reasonable steps to limit bus seats to one student to the best of their ability.

### The following are recommendations, suggestions, and other options:

1. NMPED has updated the [School Bus Inspection Guide](#) to allow for the installation of aftermarket equipment on all school buses that enhance the safety of the driver and passengers due to COVID-19 as long as they meet all federal guidelines and regulations. Examples include:
  - a. Hand sanitizer dispensers
  - b. Driver shields
  - c. Passenger curtains.
2. Buses may be equipped with extra masks for those students who forget their masks.
3. Bus drivers and school bus assistants must implement social distancing rules, to the greatest extent possible, and require students to be six feet apart at the bus stops.
4. Bus drivers and school bus assistants must implement loading and unloading procedures on a school bus, which may include assigned seating. If possible, those students who board

first should sit all the way to the back, and those who board last should sit in the front. When unloading, the front of the bus should unload first to prevent students from crossing the paths of one another.

5. Student temperature checks are not required. Temperature checking students may be done at school bus stops (or at school). This can be done by the bus driver or a school bus assistant. Policies will need to be developed on what to do with students who have COVID-19 symptoms.
6. Schools and districts should encourage families to have a parent or guardian present until the students are picked up to ensure no student is left unattended at a school bus stop. Implement clear policies and procedures for isolating students with symptoms and transporting them to their homes.
7. Sanitization of a school bus before and after students are transported may be required. Implement procedures for the sanitization of a school bus and determine what staff will complete this type of work.
8. Schools and districts must train all bus drivers and school bus assistants on updated policies and procedures related to COVID-19.

**The following are FAQ's regarding School Transportation:**

1. **Q:** Bus contracts have already been signed with bus contractors and were negotiated on the assumption all buses would be running in August whether the districts were back to normal or on a hybrid model. For the schools that are doing remote learning, do school districts and charter schools have to renegotiate their contracts based on the number of days students will be transported?  
**A:** Under Paragraph 4 of Paragraph B ("Scope of Services") in the model contract provided in rule, "[t]ransportation services shall be provided for X#\_school days in accordance with bus routes and schedules agreed to under the terms of this contract. For each day that a bus is not operated, the compensation paid the CONTRACTOR shall be decreased by 1/Xth of the total compensation for services provided in Subsection C, Paragraph (1) of this contract." See NMAC 6.43.2. Using this clause, the contract need not be renegotiated in order to reduce payments when routes are not driven.

2. **Q:** If contracts are not renegotiated do the contractors still have the obligation to pay their employees for the days the buses are not in service?  
**A:** If bus companies are receiving compensation from LEAs, then the companies must pay their bus drivers. In the event that buses are not operating and bus drivers are not performing alternate work; then LEAs should review contracts with legal counsel to determine whether a reduction in payments for bus companies is appropriate.
3. **Q:** To ensure that bus contractors are not collecting payments from the LEA and then sending their drivers to collect unemployment, or any other government funding related to this crisis can the district and/or charter school require their school bus contractors to sign an affidavit requiring that all of the contractor's employees must still be paid while receiving compensation from the LEA?  
**A:** Yes – this is a local decision. Also, please report possible abuses of unemployment compensation insurance claims to the Workforce Solutions Department (WSD), NMPED's Transportation and Capital Outlay Bureau and the Attorney General's Office.
4. **Q:** Do school districts have to revise their contracts for transportation employees based on the actual number of days students are transported?  
**A:** For bus drivers and other transportation staff who are employed as LEAs' FTE employees, the language in the employment contract and any applicable collective bargaining agreement apply to contract revisions. Please consult with your legal counsel about the particulars of your situation.
5. **Q:** If school transportation employee contracts are not renegotiated, do districts still have the obligation to pay their employees for the days the buses are not in service?  
**A:** NMPED recommends that LEAs assign alternate duties to bus drivers so they may continue to be employed and remain available to LEAs upon the resumption of in-person learning. If employees refuse to perform alternate work, then they may be subject to employee discipline.

**6. Q:** In regulation, school districts are not allowed to cross district boundaries without an approved boundary agreement signed by the Secretary of NMPED. Can the district cross over district boundaries to deliver food?

**A:** Yes – 6.42.2.2 [SCOPE] provides that the “[p]rovisions of this rule apply to public school districts where temporary transportation boundaries are established to transport students from an adjoining district within a specified geographic area where it is impractical to transport such students to school within the district where they live.” (Emphasis added.) This rule pertains to the transportation of students, not meals or other goods.

**7. Q:** In regulation school districts are allowed to pay families a per capita reimbursement for transporting their children to school when it is impractical to send a school bus to transport the students. Can LEAs still pay families a per capita feeder reimbursement for transporting their children to pick up meals?

**A:** No – 6.43.2.15 [PER CAPITA FEEDER REQUIREMENTS] provide that “[t]he local board may provide per capita or per mile reimbursement to a parent or guardian in cases where regular school bus transportation services are not available or impractical because of distance, road conditions or sparseness of population or in cases where the local board has authorized a parent to receive reimbursement for travel costs incurred by having a child attend a school outside the child's attendance zone.” (Emphasis added.) In this instance, reimbursement is not available for travel costs incurred for picking up meals, since the rule addresses travel costs for students only.

**8. Q:** In regulation, school districts are required to conduct bus evacuations once per semester. Will districts be required to conduct these evacuations due to COVID-19 or can NMPED give a waiver?

**A:** Bus evacuations under NMAC 6.41.4.9(11) are required only during the semester in which hybrid or full reentry learning occurs. Otherwise, waivers will be considered on a case by case basis.

**9. Q:** Can tribal leaders require school district bus drivers to be tested for COVID-19 before they deliver meals on tribal lands?

**A:** Bus drivers are subject to surveillance testing under [NMPED requirements](#). If tribal leaders require more stringent testing, then bus drivers are subject to tribal policies when traveling to tribal lands under the doctrine of tribal sovereignty.

**10. Q:** Does the same transportation guidance apply to athletic trips?

**A:** Yes.

**11. Q:** What is the guidance regarding transportation of students in SUVs?

**A:** Smaller vehicles pose more risk, therefore NMPED recommends the use of a school bus. If there is no other alternative, then SUVs should be used with as few passengers as possible and to the extent possible, keep one per bench and staggered, so the kids are not directly in front or behind each other. The windows should be open, and masks must be worn by all. Hand sanitization or handwashing upon entry and departure from the vehicle must also occur.



# Procedural Considerations

## Before-school Procedures

A common time for students to socialize in groups is upon arrival at school and before the start of classes. This time period represents a high-risk time for transmitting COVID-19. Recommendations to reduce the risk of virus transmission before school include:

- Staggering arrival times such that there are fewer students entering the school at one time;
- Requiring students to enter classrooms immediately upon arrival at school;
- Requiring teachers to arrive prior to the arrival of buses;
- Providing space and supervision for students who arrive prior to the opening of classes;
- Providing adequate direction and procedural training to students and their families;
- Increasing the number of staff on morning duty (and during transitions) to ensure students maintain social distancing requirements, wear masks, and report directly to class.

## Breakfast and Lunch Procedures

To maintain social distancing and reduce the risk of virus transmission, breakfast and lunch for all students may be served in classrooms, outside (as safe and appropriate), and in other large spaces in which students can maintain safe distances. If this is impractical and food must be served in the cafeteria, then breakfasts and lunches should be staggered by classrooms/grade levels to reduce the number of cohorts in the cafeteria at any one time. To the greatest extent possible, students should sit on only one side of a table and maintain greater than six feet of distance from others. Duty schedules may need to be amended to ensure that students maintain social distance while in the cafeteria. Please note that districts and charter schools that serve breakfast and lunch to students in classrooms will still be fully funded for all appropriate federal and state food programs.

## Classroom Transitions (passing periods)

Cohorting practices will limit classroom transitions; however, it will remain important for schools to develop procedures and to train students and staff on how to move through campus safely.

### Schools with any in-person student learning must:

- Provide adequate supervision during transitions to ensure students are wearing masks and maintaining social distancing requirements;
- Provide training to students and staff with opportunities to practice safe transitions.

### Schools should also consider:

- Staggering transition times to limit hallway traffic;
- Limiting hallway traffic to one-way, or if allowing two-way traffic, erecting dividers to separate lanes of traffic;
- Using visual cues, such as tape on the floor, to encourage social distancing.

## After-school Procedures

Another common time for students to socialize in groups is upon dismissal. This time period represents a high-risk time for transmitting COVID-19. Recommendations to reduce the risk of virus transmission after school include:

- Staggering dismissal times such that there are fewer students exiting the school at one time;
- Requiring students to embark buses directly upon dismissal;
- Providing a space and supervision for students who are awaiting pickup;
- Providing adequate direction and procedural training to students and their families;
- Increasing the number of staff on afternoon duty to ensure students maintain social distancing requirements, wear masks, and exit campus expeditiously.

## Managing Individuals with COVID-19 Like Symptoms on Campus

An individual who begins exhibiting COVID-19 like symptoms, and who cannot immediately leave school grounds, should proceed (at the earliest possible time) to an isolation room and should not interact with others students or staff other than the isolation room monitor, until such time as an appropriate family member, school administrator with appropriate PPE, or health care provider with appropriate PPE, is able to transport the individual safely away from the facility. If the student or staff member with COVID-19 like symptoms were to receive an antigen test that provides a negative result, the student or staff member could return home on a bus but should still maintain social distance while on the bus.

## Singing & Playing Wind Instruments

Music education is an important aspect of a well-rounded education; however, components of music education, such as singing and playing wind instruments, present a higher probability of COVID-19 transmission than other school subjects do.



The following COVID-safe practices (CSPs) are required for singing and playing wind instruments as part of an instructional class, and as part of extra-curricular activities such as marching band, concert band and choir.

The overall number of singers and musicians allowed to participate in any single activity is dictated by the size of the venue and the ability of school leaders to ensure that social distancing requirements and other CSPs can be maintained during the activity.

Key safety requirements (CSPs) to allow for students singing and playing wind instruments include:

- Prohibiting sharing of instruments
- Ensuring students each have their own instrument-specific multi-layered cloth mask for singing or playing a wind instrument, and instrument-specific multi-layered cloth bell cover for playing wind instruments. Students are to be solely responsible for cleaning and maintenance of masks and bell covers.
- Implementing and training students on protocols to ensure that students maintain enhanced social distancing (9 feet) while playing and singing inside, and maintain social distancing (6 feet) at all other times, especially when removing instruments from cases and returning instruments to their cases.
- Having sanitation spray available for students to clean and disinfect instruments

**To safely sing and play wind instruments together,** students must also make use of the following mitigation strategies:

- Wearing of instrument specific multi-layered cloth masks while playing and singing
- Enhanced social distancing (9 feet) while playing or singing indoors
- Using instrument specific multi-layered bell covers for wind instruments

## School-related Events

School-related events, including assemblies, dances, award ceremonies, academic competitions and extra-curricular events should be limited to only the most essential events; however, school-related events are permissible. The degree to which spectators are allowed at a school-related event is dependent on the DOH COVID-19 heat map color of the county as follows:

**Red Counties:** no spectators

**Yellow counties:** spectators allowed at up to 25% capacity of an outdoor venue, no spectators for indoor venues

**Green counties:** spectators allowed at up to 25% capacity of an indoor venue and 50% capacity of an outdoor venue

**Turquoise counties:** spectators allowed at up to 33% capacity of an indoor venue and 75% capacity of an outdoor venue

COVID-safe practices such as social distancing, mask wearing, and a prohibition on selling or serving food and drinks are required at all school events. Spectators are allowed at school-related events; however, singing at or playing wind instruments at an indoor event is prohibited.

## COVID-19 Reporting for Interscholastic Events

Each school at an interscholastic event manages its own positive case reporting and rapid responses for students who were at the event and later tested positive, regardless of which school was hosting the event. All positive cases would be reported to the NMPED and to the hosting facility such that relevant areas of the facility can be closed and cleaned as appropriate.

# COVID-Safe Practices for Youth Sports & Programs

See comprehensive [guidance for NMAA activities covering eligibility to participate, COVID-Safe Practices, resources, and FAQs](#).

- Establish and continue communication with local and state authorities to determine current mitigation levels in your community. Check state and local health department notices daily about transmission in the area and adjust operations accordingly.
- Follow New Mexico Public Education Department COVID-19 Safe Practices as outlined in the School Reentry Guidance during all activities on and off school campus.
- Prohibit congregation of players during warm-up, while at rest or hydration breaks, or when entering or leaving the practice site.
- Prohibit food concessions.
- Require masks for adults and students at all times (when not eating or drinking).
- Prohibit overnight travel.
- Do not schedule or participate in consecutive-day competitions
- Limit competitions geographically (teams only compete with those in the same NMAA district).
- Limit group transportation including carpooling.
- Close communal use locker rooms, or ensure that locker rooms meet sufficient air filtration requirements and are only open when there is sufficient adult supervision to maintain social distancing requirements.
- Conduct practices and competitive play outdoors when possible.
- Have adequate supplies to support healthy hygiene behaviors, including soap, hand sanitizer with at least 60 percent alcohol (for staff and older children who can safely use hand sanitizer), tissues, and no-touch trash cans.
- Post signs on how to stop the spread of COVID-19, properly wash hands, promote everyday protective measures, and properly wear a face covering.
- Intensify cleaning, disinfection, and ventilation.
- Ensure ventilation systems operate properly and increase circulation of outdoor air as much as possible by opening windows and doors, using fans, or other methods. Do not open windows and doors if they pose a safety or health risk (e.g., allowing in pollens that may exacerbate asthma symptoms) to children using the facility.
- Include all coaches and staff in COVID-19 surveillance testing programs.
- Conduct trainings for students regarding hygiene and safety protocols including proper hand washing, touching of face, covering mouth and nose when coughing/sneezing and social distancing.
- Stagger arrival and drop-off times and locations. Students waiting to be picked up should maintain 6 feet social distancing.
- Establish protocols to limit direct contact with parents.
- Take the temperatures of staff daily with a touchless thermometer. Individuals with elevated temperatures (above 100.4 F) or with COVID-19 related symptoms should stay home. Implement screenings safely, respectfully, and in accordance with any applicable privacy laws or regulations. Confidentiality should be maintained.
- Plan for when a staff, child, or visitor becomes sick. Advise sick staff members not to return until they have met DOH criteria to discontinue home isolation.
- Students who become sick should be picked up immediately. For emergency situations, staff should call 911.

As per guidance from NMAA's Sports Medicine Advisory Committee, any student who has had a COVID-19 infection must complete the self-isolation period and then receive medical clearance from a medical professional using the [COVID-19 Medical Clearance Form](#) before returning to participation in an NMAA sanctioned-activity. Students who have had COVID-19 infections and have received clearance for participation must continue to follow the protocols given for return to activity.

## ADDITIONAL RESOURCES

- All Together New Mexico – [COVID-19 Safe Practices Guidance](#)
- New Mexico Department of Health COVID Hotline: 1-855-600-3453 (Available 24/7 in English and Spanish)
- [State of New Mexico COVID-19 website](#)
- [New Mexico Department of Health](#)
- [Centers for Disease Control and Prevention \(CDC\) COVID-19 website](#)
- Occupational Safety and Health Administration (OSHA): [Guidance on Preparing Workplaces for COVID-19](#)
- [CDC Guidelines for Cleaning and Disinfection Community Facilities](#)
- Environmental Protection Agency (EPA): [List N: Disinfectants for Use Against SARS-CoV-2](#)
- [CDC Print Resources in multiple languages](#)
- [CDC Frequently Asked Questions](#)
- List of Suppliers: [COVID-19 Emergency Supply Collaborative](#)
- [Frequently Asked Questions: Children and COVID-19](#)
- [Frequently Asked Questions: Summer Youth Programs](#)

# School Safety Plan Checklist for COVID-19 Preparation and Response

- You have and will maintain an inventory of **masks and PPE** for students and staff:
  - ▶ Additional disposable masks for students and staff
  - ▶ 20 medical masks (surgical, procedural, [KN95 or N95](#)) and a face shield for each staff member with a close contact assignment (for optimal protection KN95 and N95 masks may be fit tested for better seal and filtration)
  - ▶ At the request of the employee, a reusable or disposable full-length gown for any employee whose duties subject them to conditions in which social distancing and PPE standards cannot be guaranteed
  - ▶ Bottled hand sanitizer (with at least 60% alcohol) or soap and water hand-washing stations available for use by employees and students
  - ▶ Employees who work with staff or students with COVID-like symptoms (school nurses, staff in isolation rooms, etc.) shall have N95/KN95 masks, or surgical masks when performing high risk, non-aerosol generating procedures. Such employees shall also have gowns, gloves and face shields.
  
- You have identified a **PPE Point Person for your district/school** and [entered their contact information in the appropriate NMPED Google document](#). Your district PPE Point Person is responsible for maintaining and reporting weekly inventory of masks and PPE, as well as surveillance testing numbers, to NMPED through a web-based portal.
  
- You have identified a **COVID-19 Point Person for each school** in your district/charter and [entered their contact information in the appropriate NMPED Google document](#).
- You have and will maintain an inventory of **CDC-approved cleaning supplies**.
- You have **sufficient custodial resources** so that the areas of the schools are cleaned in accordance with [CDC standards for cleaning and disinfecting schools](#).
- You have an established and written **protocol on inspecting, repairing, and providing maintenance on ventilation systems** within your buildings. Filtration levels (MERV ratings) shall be maximized for equipment capabilities. MERV 13 filters shall be used in HVAC systems that are compatible with that type of filter. Systems that are not compatible with a MERV 13 filter shall use the filter with the highest MERV rating compatible with the system.
- You have read and reviewed **NMPED’s COVID-19 Response Toolkit for New Mexico’s Public Schools** and will abide by its guidelines.

*I certify that my district/school has completed the above actions.*

\_\_\_\_\_  
DISTRICT/CHARTER SCHOOL NAME

\_\_\_\_\_  
SUPERINTENDENT/CHARTER DIRECTOR NAME

\_\_\_\_\_  
SUPERINTENDENT/CHARTER DIRECTOR SIGNATURE

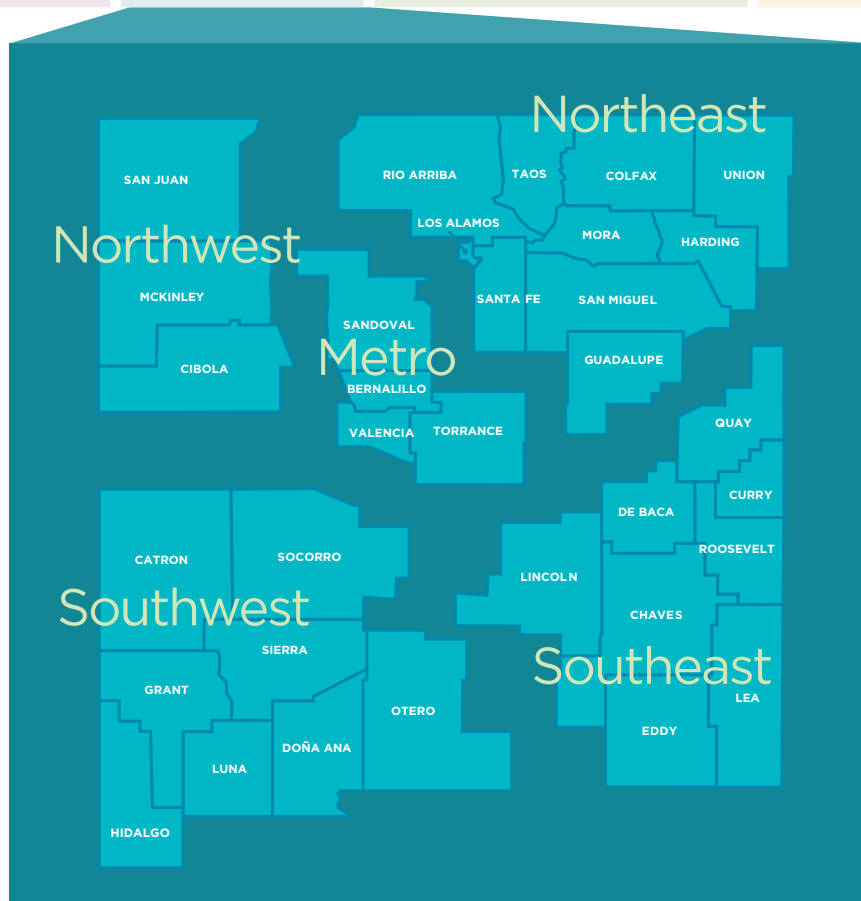
\_\_\_\_\_  
DATE



# NM Department of Health School Health Advocate Contact List

Districts and schools may contact their local School Health Advocate (SHA) according to their region for guidance in terms of testing and quarantine procedures.

SCHOOL HEALTH ADVOCATE	REGION	EMAIL	OFFICE PHONE	PROFESSIONAL CELL
Leslie Berry RN	Northwest	<a href="mailto:leslie.berry@state.nm.us">leslie.berry@state.nm.us</a>	505-836-4561	505-490-7948
Susan Acosta RN	Northeast	<a href="mailto:susan.acosta@state.nm.us">susan.acosta@state.nm.us</a>	Teleworking	505-490-2763
Barbara Lynn Wheeler RN	Northwest-Metro Area	<a href="mailto:barbaral.wheeler@state.nm.us">barbaral.wheeler@state.nm.us</a>	Teleworking	505-467-9292
Maricelda Pisana RN	Southeast	<a href="mailto:maricelda.pisana@state.nm.us">maricelda.pisana@state.nm.us</a>	Teleworking	575-528-8863
Crista Pierce RN	Southwest	<a href="mailto:crista.pierce@state.nm.us">crista.pierce@state.nm.us</a>	Teleworking	575-339-4380



# Template for Notification of Positive Case to School Community

This letter template may be used to notify the school community of a COVID-19 positive case. [Download an editable MS Word version this document to customize.](#)

[PRINT ON LETTERHEAD OF FACILITY]

[INSERT DATE]

**To: Parents or Guardians of children who attend [INSERT NAME OF SCHOOL]**

[INSERT NAME OF SCHOOL CHILD ATTENDS] is working with the New Mexico Public Education Department (NMPED) and New Mexico's Department of Health (NMDOH) because a staff member at our facility or a child who attends our school has tested positive for COVID-19.

This letter is to inform you about the next steps necessary to protect your child and our community from COVID-19. Per guidance from both NMPED and NMDOH, we are required to investigate to see who had "close contact" with the staff member or student who tested positive for COVID-19. A "close contact" is defined as being closer than six feet for a cumulative total of fifteen minutes or more over a 24-hour period to a person who is positive for COVID-19 and all staff and students who were in the same classroom or on the same bus as the infected individual. All students and staff who were in "close contact" with the infected individual are encouraged to be tested seven to 10 days after close contact exposure to the positive COVID-19 individual. Close contacts must self-quarantine at home for 10 days, regardless of the test result.

In the meantime, if you or your child begin to develop symptoms of COVID-19, which are fever, chills, cough, shortness of breath or difficulty breathing, fatigue, muscle or body aches, headache, new loss of smell or taste, sore throat, congestion or runny nose, nausea or vomiting, diarrhea [<https://www.cdc.gov/coronavirus/2019-ncov/symptoms-testing/symptoms.html>], please call your healthcare provider or the COVID-19 Hotline at 1-855-600-3453.

It is important that you call ahead to your healthcare provider before presenting to the physician's office, clinic, urgent care or emergency room so that they can be prepared for your arrival. They may also refer you to a testing clinic.

Areas of the school (including buses) in which the COVID-19 positive individual spent time will be cleaned and disinfected and those who were close contacts of the positive case will be notified.

Please continue to send your child to school unless you are notified that your child was a close contact of a positive COVID-19 individual, your child develops COVID-19 symptoms, or your child has a positive COVID-19 test. Likewise, your household members do not need to quarantine unless your child tests positive for COVID-19 or your household members are identified as a close contact of a positive COVID-19 individual.

You may call [INSERT NAME OF SCHOOL-BASED COVID POINT PERSON AT PHONE NUMBER] or NMDOH at (505) 827-0006, if you have questions.

Thank you for your support in these efforts.

Sincerely,

[SIGNED BY SCHOOL ADMINISTRATOR]